






Day & Time		Class Name	Description
Saturday, Sept 9 9 am - 12N		Go Bi-Textural: Combine Knitting and Crochet	Break out of your knitting rut by blending techniques. We'll combine the best properties of knitting with the best properties of crochet to get designs that wow and knits that fit! See how to use crochet techniques to make your knits fit better, create the perfect buttonhole, insert a crocheted motif into a knitted fabric, and other tips.
Saturday, Sept 9 1:30 pm - 4:30 pm		Mix It Up Miters	This class comes with a warning: knitting mitered squares is addictive. While it can be calming and repetitive, it can also be endlessly fascinating for knitters of all skill levels, and it's a perfect way to use up odd balls. Learn techniques for basic types of mitered squares and rectangles, then move on to incorporating stitch patterns and colorwork into your shapes. We'll explore ways to seamlessly arrange your modules into finished garments, accessories, and home decor. You'll be captivated. But don't say you haven't been warned!
Sunday, Sept 10 9 am - 12N		Where do they Get Those Numbers? (or Math for Knitters)	This class will take the mystery out of those pesky math calculations you have to do when designing, altering or knitting a sweater. Math-phobics are welcome, and you don't have to raise your hand in class. While drafting a basic sweater, we will calculate yarn amounts, figure rates of increase, decrease across a single row, how to shape V-necks and sleeves, and stitch pattern placement. You'll learn how a swatch can tell you much more than what your gauge is, and what happens when your gauge is not on target. We will NOT cover sleeve cap shaping.
Sunday, Sept 10 1:30pm - 4:30pm		5 Knit Buttonholes You Need to Know Now	Buttonholes can be tricky things. Getting them just right - tidy and tight - can be a challenge. One type of buttonhole doesn't work for all situations. What do you do with giant buttons? Tiny buttons? Yarn that won't hold its shape? These five buttonholes will see you through almost every situation and give you what you need to achieve symbiosis among the button, the band and the design of the thing you want to button up.
Monday, Sept 11 9am - 12N		From Start to Finish: Finishing Techniques	If you are unhappy with the results of your finished garments, this is the class for you! You'll learn steps to take - from the moment you pick up the needles until the sweater is worn - to make your garment look "hand crafted, not "home made". We'll tackle planning ahead, picking up stitches, blocking, sewing seams, weaving in ends, and other helpful hints.